



ISO 9001:2008 Certified & NBA Reaccredited B. Pharm Course
Mahatma Gandhi Shikshan Mandal's

Smt. Sharadchandrika Suresh Patil College of Pharmacy

Chopda-425107. Dist. Jalgaon, (M.S.), India.

Phone / Fax No - +91-2586-222366/223150. E-mail-bpharmchopda@yahoo.com

(Affiliated to Kavayitri Bahinabai Chaudhari North Maharashtra University, Approved by Govt. of Maharashtra and Pharmacy Council of India, New Delhi.)



Dr. Suresh G. Patil
Founder President

Adv. Sandeep S. Patil
President

Dr. G. P. Vadnere
Principal

Feedback Analysis and Action Taken Report

(Academic Year 2020-2021)

This Report has been prepared by following members

Sr. No.	Name of Member	Designation
1.	Dr. S.S. Mahajan	Coordinator, IQAC
2.	Dr. J. C. Hundiwale	Academic In charge
3.	Dr. G. P. Vadnere	Principal

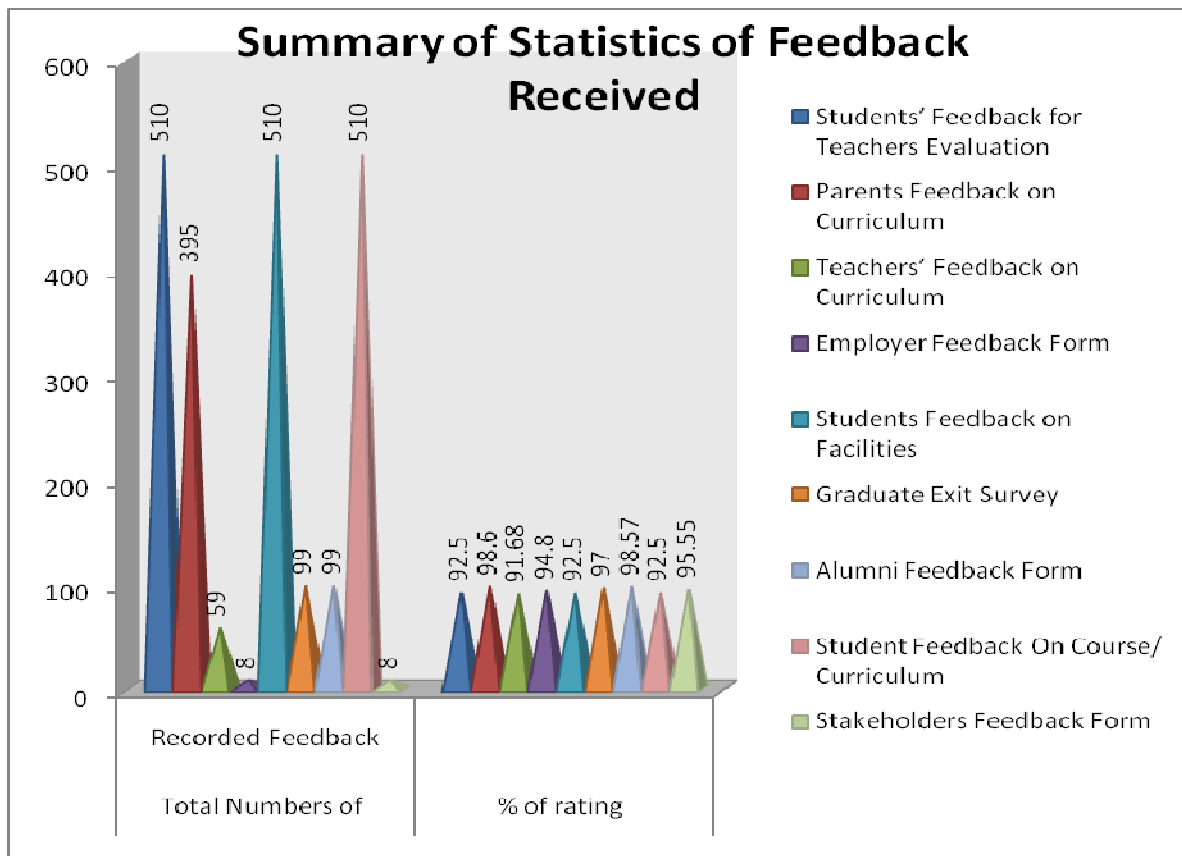
Internal Quality Assurance Cell (IQAC)
Smt. Sharadchandrika Suresh Patil College of Pharmacy, Chopda

Being distinctive from its very start and founding, Smt. Sharadchandrika Suresh Patil College of Pharmacy, Chopda, has become a standard of quality and innovation for the field of education. With quality nutrition as its primary goal, the institute's IQAC has created a feedback method that begins with requesting input from diverse stakeholders using a structured rating-based feedback form. For continual improvement in curriculum creation and enrichment, the institution solicits feedback from students, instructors, alumnae, and employers. The analysis of the comments from stakeholders is summarized as follows for the period 2020-21.

Feedback Type: Offline

Summary of Statistics of Feedback Received

Sr. No.	Feedback Category	Total Numbers of Recorded Feedback	Average Opinions of Answer in Percentage
1.	Students' Feedback for Teachers Evaluation	510	92.50%
2.	Parents Feedback on Curriculum	395	98.60 %
3.	Teachers' Feedback on Curriculum	59	91.68 %
4.	Employer Feedback Form	08	94.8%
5.	Students Feedback on Facilities	510	92.50%
6.	Graduate Exit Survey	99	97.00 %
7.	Alumni Feedback Form	99	98.57 %
8.	Student Feedback On Course/ Curriculum	510	92.50%
9.	Stakeholders Feedback Form	8	95.55 %



**Average Rating of All Stakeholders Feedback Response found to be 94.82 %
Scale for Opinion of All Stakeholders found to be at Rank A (100-80).**

Sr. No.	Rank divided In between %	Rank given (A to E) on basis of Statistically
1.	100-80 %	A
2.	80-60%	B
3.	60-40%	C
4.	40-20%	D
5.	20-00%	E

1. STUDENTS' FEEDBACK FOR TEACHERS EVALUATION / COURSE / CURRICULUM / ADMINISTRATION / INFRASTRUCTURE

The questionnaire is intended to collect information relating to your satisfaction towards the faculty, teaching, learning, teachers evaluation, course, curriculum, administration, infrastructure and evaluation. The information provided by you will be kept confidential and will be used as important feedback for quality improvement of the program of studies/College. They should give ranking out of 5 for each attribute mentioned below by considering that the highest number indicates the best performance as below.

Directions

For each item please indicate your level of satisfaction with the following statement by clicking a score between 1 and 5. (*1 - Average, 2 – Good, 3 – Very Good, 4 – Excellent, 5 – Outstanding*)

Category: Students' Feedback

Total number of Students' recorded feedback: 510

Total number of questions attempted:

10 (On Teachers Evaluation, Course and Academics)

06 (On Administration)

11 (On Infrastructure)

Feedback Type: Offline (From SEM 1 to 8th)

Screen Shot of Feedback Submission

ACAD-R-29	SMT. SHARADCHANDRIKA SURESH PATIL COLLEGE OF PHARMACY, CHOPDA
STUDENT FEEDBACK FORM	
Page 01/02	

Class: First Year

Semester: 1ST Sem, Division A

Academic Year: 2020-2021

Student should express their views without any reservations. This Feedback will be used to improve the teaching learning and general administration process of the institute. They should give ranking out of 5 for each attribute mentioned below by considering that the highest number indicates the best performance as below.

A) ACADEMICS

1- Not Satisfactory 2- Satisfactory 3- Good 4- Very Good 5- Excellent

Sr. No.	Attributes	Name of Subject Taught				
		HAP-I (TPP)	PA-I (RSP)	PH-I (DR.BVJ)	PIC (DR.JCH)	COMM.SKILL (DR.SRP)
1	Teaching Course Material & Lecture Preparation	5	4	4	5	5
2	Presentation Skills & Effectiveness	5	5	4	5	5
3	Technical Competence / Core Knowledge	5	4	5	5	5
4	Practical approach in conducting practical's / Theory & Innovation.	5	4	5	5	5
5	Fairness in internal assessment & evaluation	4	5	5	5	4
6	Punctuality / Regularity	5	4	4	5	4
7	Problem solving & Interaction with Students	5	5	5	5	5
8	Personal Counseling & guidance	5	4	4	5	4
9	Coverage of Syllabus	5	5	5	5	5
10	Use of Audio / Video teaching aids	5	5	5	5	5

General Suggestions regarding academics, if any:

All is perfect, so no any suggestion

B) ADMINISTRATION

1 -Not Satisfactory 2- Satisfactory 3- Good 4- Very Good 5- Excellent

Sr. No.	Attributes	Give Rating (out of 5)
1	Admin	Excellent
2	Student section	Very Good
3	Exam section	Excellent
4	Housekeeping	Very Good
5	Infrastructure	Very Good
6	General Facilities	Very Good

c) LIBRARY

Sr. No.	Attributes	Give Rating (out of 5)
1	Library Resources	Very Good
2	Library Services	Very Good
3	Library Staff	Good

D) TRAINING AND PLACEMENT

Sr. No.	Attributes	Give Rating (out of 5)
1	Faculty/ Institute Efforts towards Recruitment	Excellent
2	Training / Internship / Guest Lectures / Industrial Visits	Very Good

Any other suggestions:

Tabular Analysis of Students' Feedback Academics on basis of Questions

A) ACADEMICS

1- Not Satisfactory 2- Satisfactory 3- Good 4- Very Good 5- Excellent

Sr. No.	Attributes	No. of Subjects	No. of Students	Total rating (combined for 11 Subjects)	Average Rating	% Ratings
1.	Teaching Course Material & Lecture Preparation	12	510	6828	4.53	90 %
2.	Presentation Skills & Effectiveness	12	510	6828	4.57	90 %
3.	Technical Competence / Core Knowledge	12	510	6828	4.51	90 %
4.	Practical approach in conducting practical's / Theory & Innovation.	12	510	6828	4.57	90 %
5.	Fairness in internal assessment & evaluation	12	510	6828	4.49	88 %
6	Punctuality / Regularity	12	510	6828	4.52	90 %
7.	Problem solving & Interaction with Students	12	510	6828	4.45	88 %
8.	Personal Counseling & guidance	12	510	6828	4.72	96 %
9.	Coverage of Syllabus	12	510	6828	4.61	92 %
10.	Use of Audio / Video teaching aids	12	510	6828	4.42	88 %
*	Average of All Ratings			4.52		90.2 %

B) ADMINISTRATION

1 -Not Satisfactory 2- Satisfactory 3- Good 4- Very Good 5- Excellent

Sr. No.	Attributes	No. of Students	Total Rating	Average Rating	% Ratings
1.	Admin	510	444	4.50	90 %
2.	Student section	510	423	4.52	90 %
3.	Exam section	510	441	4.4	88 %
4.	Housekeeping	510	439	4.75	94 %
5.	Infrastructure	510	436	4.75	94 %
6.	General Facilities	510	434	4.42	88 %
*	Average of All Ratings		4.5		90.66 %

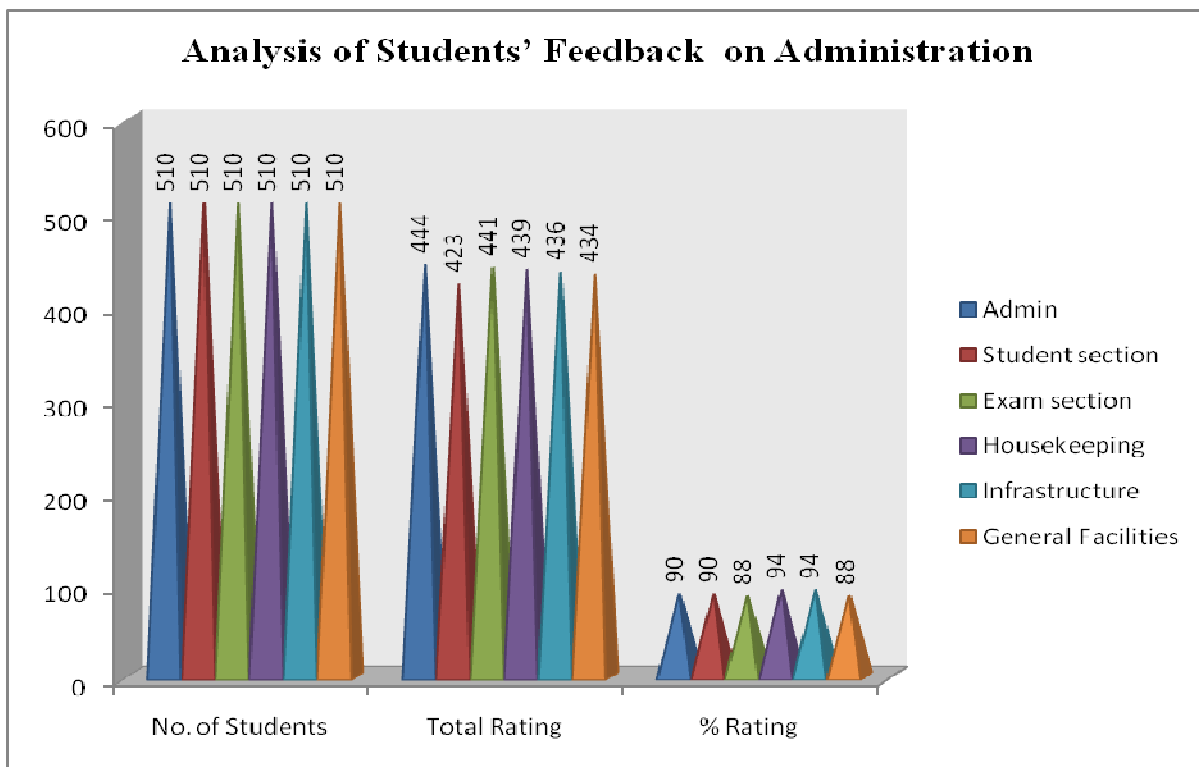
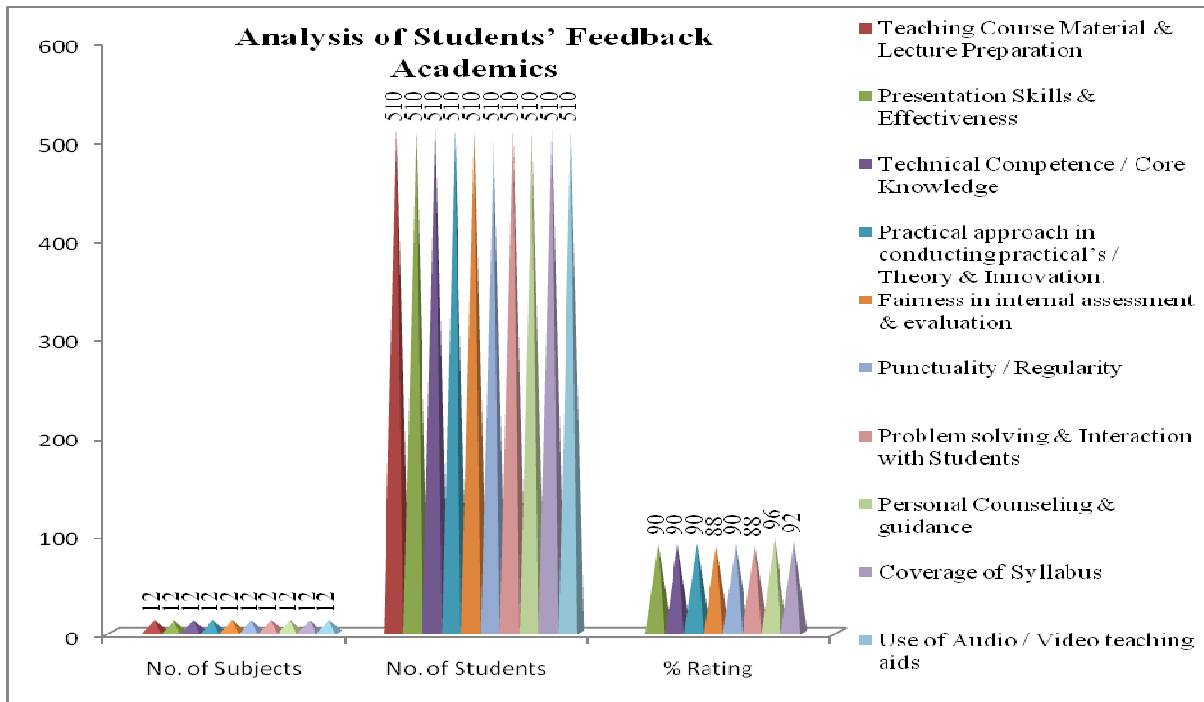
C) LIBRARY

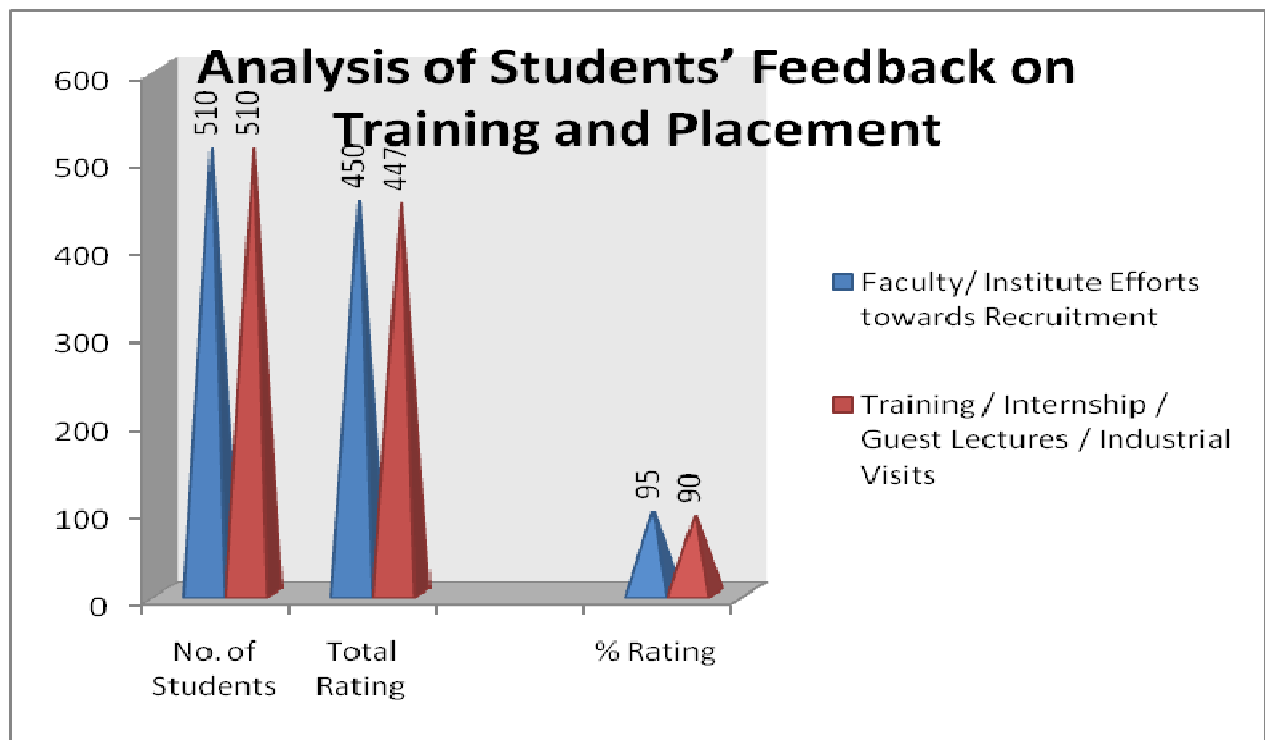
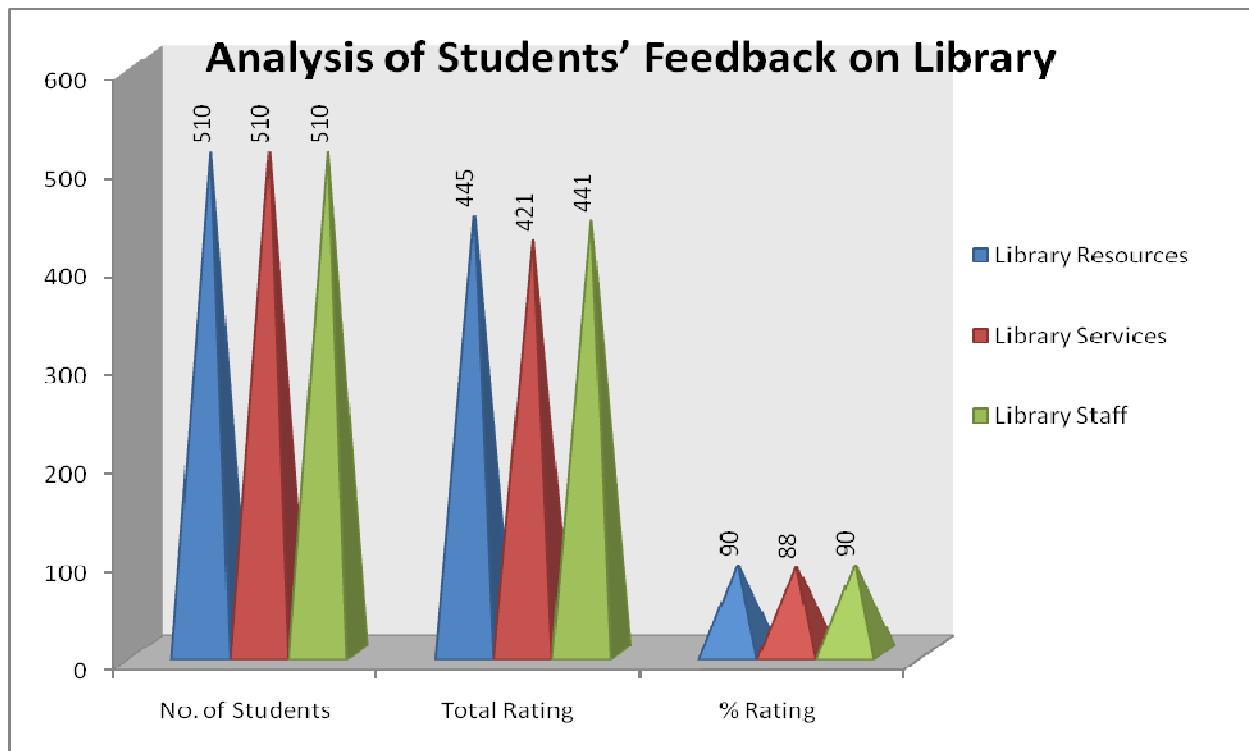
Sr. No.	Attributes	No. of Students	Total Rating	Average Rating	% Ratings
1.	Library Resources	510	445	4.55	90 %
2.	Library Services	510	421	4.45	88 %
3.	Library Staff	510	441	4.55	90 %
*	Average of All Ratings		4.5		

D) TRAINING AND PLACEMENT

Sr. No.	Attributes	No. of Students	Total Rating	Average Rating	% Ratings
1.	Faculty/ Institute Efforts towards Recruitment	510	450	4.7	95 %
2.	Training / Internship / Guest Lectures / Industrial Visits	510	447	4.5	90 %
*	Average of All Ratings		4.6	92.5 %	

Graphical Analysis of Students' Feedback Response for Teachers Evaluation on Course / Curriculum / Administration / Infrastructure





OBSERVATION AND ACTION TAKEN FROM ABOVE ANALYSIS

Analysis Report on the Students' Feedback for Teacher's Evaluation / Course / Curriculum / Administration / Infrastructure

We have received feedback from 510 numbers of Students' through offline process.

Average Rating of Teachers' Feedback Response found to be at 92.5 %

Scale for Opinion of Teachers' found to be at Rank A (100-80).

The following are observations on Students' Feedback for Teachers Evaluation

1. Use of Audio Speaker System.
2. Use clear mike and systems while faculties delivering online lectures.
3. Repairing of Computers of language lab.
4. Metal Glass at drinking zone.

Action Taken on Feedback

1. Developed and utilized digital smart Audio System for students.
2. Used clear mikes and system for online lectures.
3. Repaired Computers.
4. Put glasses at drinking zone.

2. TEACHERS' FEEDBACK ON CURRICULUM

Category: Teachers' Feedback on Curriculum

Total number of Teachers' recorded feedback: 59

Total number of questions attempted: 19

Feedback Type: Offline

Screen Shot of Online Feedback Submission

SM ACAD-R-29 SMT. SHARAD CHANDRIKA SURESH PATHI COLLEGE OF PHARMACY, CHOPDA

TEACHER FEEDBACK ON CURRICULUM
Academic Year: 2020-2021

Course: B. Pharmacy Class: T. Y. B. Pharmacy Semester: V

This questionnaire is intended to collect information relating to your satisfaction towards the curriculum. The information provided by you will be used as important feedback for quality improvement of the course/ syllabus/ curriculum.

Directions:
For each item please indicate your level of satisfaction with the following statement by clicking a score between 1 and 5. (1 - Average, 2 - Good, 3 - Very Good, 4 - Excellent, 5 - Outstanding)

Questions	EP501	BP502	BP503	BP504	BP505	BP506	BP507	BP508
Syllabus is suitable to the course	4	5	5	5	4	4	4	5
Syllabus is need based.	4	5	5	5	4	4	4	5
Aims and objectives of the syllabi are well defined and clear to teachers and students.	4	5	5	5	4	4	4	5
Course content is followed by corresponding reference materials.	4	5	5	5	4	4	4	5
Sufficient number of prescribed books are available in the Library.	4	5	5	5	4	4	4	5
The course/syllabus has good balance between theory and application.	4	5	5	5	4	4	4	5
The course/syllabus has made me interested in the subject area.	4	5	5	5	4	4	4	5
The course/syllabus of this subject increased my knowledge and perspective in the subject area.	4	5	5	5	4	4	4	5
The course/programme of studies carries sufficient number of optional papers	4	5	5	5	4	4	4	5
The books prescribed/listed as reference materials are relevant, updated and appropriate.	4	5	5	5	4	4	4	5
Infrastructural facilities, such as teacher's rooms/correls, class rooms, reading rooms and toilets are available in the Department.	4	5	5	5	4	4	4	5
Staff canteen is available at the faculty level.	4	5	5	5	4	4	4	5

Tests and examinations are conducted well in time with proper coverage of all units in the syllabus.	4	5	5	5	4	4	4	5
I have the freedom to adopt new techniques/strategies of teaching such as seminar presentations, group discussions and learners' participation.	4	5	5	5	4	4	4	5
I have the freedom to adopt/adapt new techniques/strategies of testing and assessment of students.	4	5	5	5	4	4	4	5
The environment in the department is conducive to teaching and research.	4	5	5	5	4	4	4	5
The administration is teacher friendly The University provides adequate and smooth support for projects and research facilities.	4	5	5	5	4	4	4	5
The University provides adequate funding and support to faculty members for upgrading their skills and qualifications.	4	5	5	5	4	4	4	5
Provisions for professional development are non-discriminatory and fair.	4	5	5	5	4	4	4	5

General Suggestions if any

Bio metric Not Available

Tabular Analysis of Teachers' Feedback on Curriculum Response

Sr. No.	Attributes	No. of Subjects	No. of Teachers	Total Rating	Average Rating	% Ratings
1.	Syllabus is suitable to the course	86	59	295	4.7	96%
2.	Syllabus is need based.	86	59	295	5.0	100%
3.	Aims and objectives of the syllabi are well defined and clear to teachers and students.	86	59	295	4.5	91 %
4.	Course content is followed by corresponding reference materials.	86	59	295	4.5	90 %
5.	Sufficient number of prescribed books are available in the Library.	86	59	295	4.4	88 %
6.	The course/syllabus has good balance between theory and application.	86	59	295	4.4	88 %
7.	The course/syllabus has made me interested in the subject area.	86	59	295	4.5	90 %
8.	The course/syllabus of this subject increased my knowledge and perspective in the subject area.	86	59	295	4.5	91 %
9.	The course/programme of studies carries sufficient number of optional papers	86	59	295	4.5	90 %
10.	The books prescribed/listed as reference materials are relevant, updated and appropriate.	86	59	295	4.4	88 %
11.	Infrastructural facilities, such as teacher's rooms/carrels, class rooms, reading rooms and toilets are available in the Department.	86	59	295	4.50	90 %
12.	Staff canteen is available at the faculty	86	59	295	4.52	90 %

	level.					
13.	Tests and examinations are conducted well in time with proper coverage of all units in the syllabus.	86	59	295	4.45	88 %
14.	I have the freedom to adopt new techniques/strategies of teaching such as seminar presentations, group discussions and learners' participation.4.5	86	59	295	4.58	93 %
15.	I have the freedom to adopt/adapt new techniques/strategies of testing and assessment of students.	86	59	295	4.56	88 %
16.	The environment in the department is conducive to teaching and research.	86	59	295	4.63	93 %
17.	The administration is teacher friendly The University provides adequate and smooth support for projects and research facilities.	86	59	295	4.8	98 %
18.	The University provides adequate funding and support to faculty members for upgrading their skills and qualifications.	86	59	295	4.76	95 %
19.	Provisions for professional development are non-discriminatory and fair.	86	59	295	4.55	90 %
*	Average of All Ratings				4.5	91.68 %

OBSERVATION AND ACTION TAKEN FROM ABOVE ANALYSIS

Analysis Report on the Teachers' Feedback on Curriculum Response Received

We have received feedback from 59 numbers of Teachers' through offline process.

*Average Rating of Teachers' Feedback Response found to be at **91.68%***

Scale for Opinion of Teachers' found to be at Rank A (100-80).

The following are the observations on Teachers' Feedback on Curriculum

1. Seminars/conferences on Pedagogy can be organized.
2. Implement new teaching technologies for effective pedagogy.
3. Give proper requirements important for teaching like markers chalk dusters etc.

Action taken against Feedback

1. Seminars/conferences under the topic of Emerging trends in innovative Pedagogy organized.
2. Implemented the required tools for effective teaching.
3. Done with department wise availability of all Requirements.

3. PARENTS' FEEDBACK ON CURRICULUM

Category: Parents' Feedback on Curriculum
Total number of Parents' recorded feedback: 395
Total number of questions attempted: 10
Feedback Type: Offline

Screen Shot of offline Feedback Submission

ISO 9001:2008 Certified & NBA Accredited B.Pharm Course

Mahatma Gandhi Shikshan Mandal's
SMT. SHARADCHANDRIKA SURESH PATIL COLLEGE OF PHARMACY
Chopda Tal. Chopda Dist. Jalgaon, Maharashtra- 425 107

PARENT FEEDBACK FORM
Academic Year 2020-2021

PARENT NAME (पालकाचे नाव): Patil P monohar
CLASS: SECOND YEAR B. PHARMACY
NAME OF STUDENT: Patil utkarsha sibu monohar
पाल्याचे नाव व वर्ग)
MOBILE NO. (फोन नं.) 7424334252

NOTE: Smt. Sharadchandrika Suresh Patil College of Pharmacy, Chopda strives to provide education as per the changing needs of society and Students. Parents are important stakeholders of education, therefore their satisfaction is important to us. Parents are requested to give their feedback on the following features/facilities college is providing to their ward. Please rate each feature and assign numbers according to the following response scheme.

श्रीमती. शरदचंद्रिका सुरेश पाटील कॉलेज ऑफ फार्मसी, चोपडा हे समाज आणि विद्यार्थ्यांच्या बदलत्या गरजांनुसार शिक्षण देण्याचा प्रयत्न करते. पालक हे शिक्षणाचे महत्त्वाचे भागधारक आहेत, म्हणून त्यांचे समाधान आपल्यासाठी महत्त्वाचे आहे. पालकांना विनंती करण्यात आली आहे की त्यांनी त्यांच्या वॉर्डला कॉलेज देत असलेल्या खालील वैशिष्ट्ये/सुविधांबद्दल त्यांचा अभिप्राय द्यावा. कृपया प्रत्येक वैशिष्ट्याला रेट करा आणि खालील प्रतिसाद योजनेनुसार क्रमांक द्या.)

Sr. No.	Features	5	4	3	2	1
1	The Teaching-Learning Environment (अध्यापन-शिक्षण पर्यावरण)	✓				
2	System of Monitoring Student's Progress (विद्यार्थ्यांच्या प्रगतीचे निरीक्षण करण्याची प्रणाली)	✓				
3	Competence & Commitment of Faculty (प्राध्यापकांची क्षमता आणि वचनबद्धता)	✓				
4	Encouragement provided to students for Participation in Academic Forums (विद्यार्थ्यांना शैक्षणिक मंचांमध्ये सहभागी होण्यासाठी प्रोत्साहन दिले जाते)		✓			
5	Infrastructure Facilities (पायाभूत सुविधा)	✓				
6	Learning Resources such as Library, Internet, Computer etc. (लायब्ररी, इंटरनेट, कॉम्प्युटर इत्यादी शिकण्याची संसाधने.)	✓				
7	Support Services like Bank, Canteen, Student Center, Career Counseling Cell etc. (बँक, कॅन्टीन, विद्यार्थी केंद्र, करिअर समुपदेशन सेल इत्यादी सहाय्य सेवा.)	✓	✓			
8	Enhancement of Student's Personality (विद्यार्थ्यांचे व्यक्तिमत्व वाढवणे)	✓				
9	Value Based Education (मूल्यावर आधारित शिक्षण)	✓				
10	Discipline Practices (शिस्तीचे आचरण)	✓				

Any other suggestions: Digital sources Availability. for better learning.

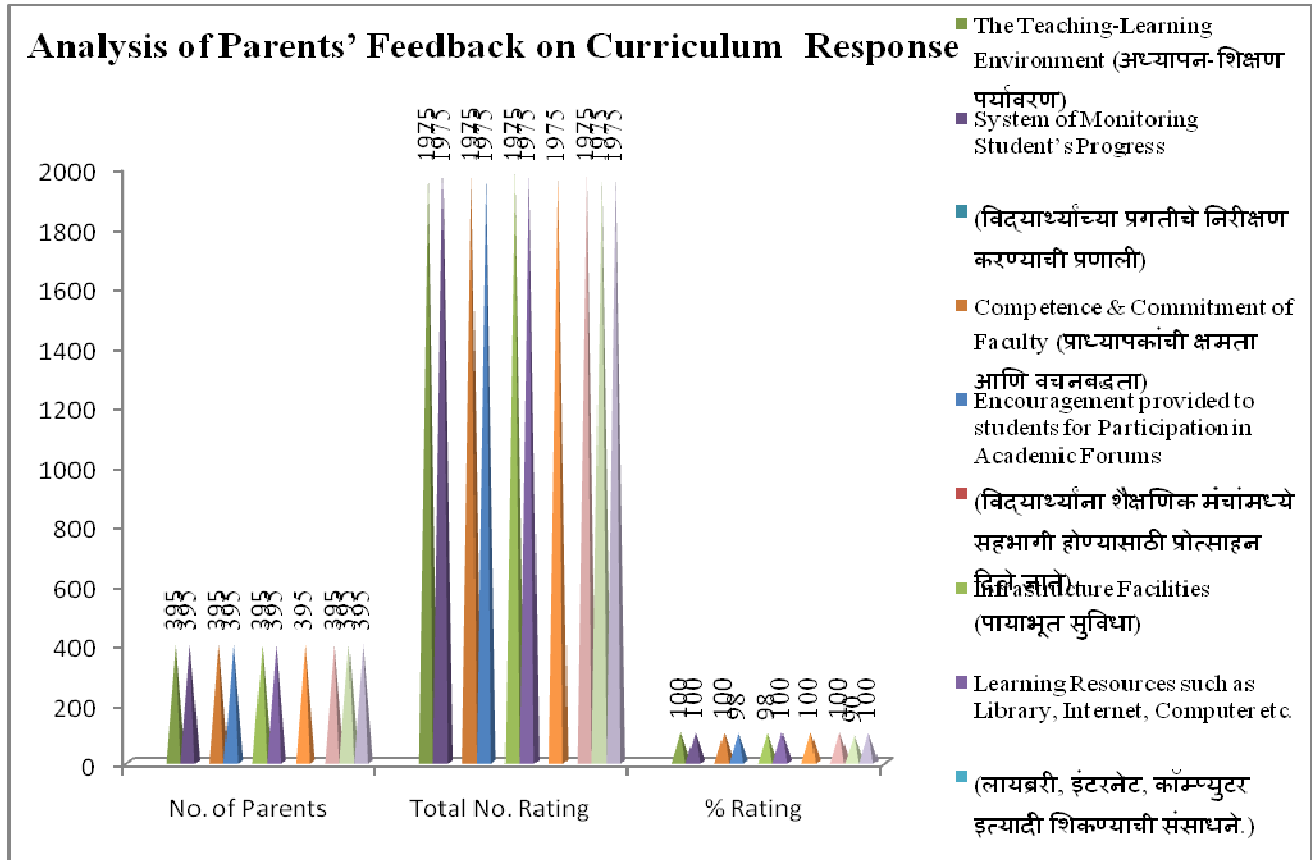
Parent's Signature: [Signature]
पालकाची स्वाक्षरी

Note:
5 - Outstanding 4 - Excellent 3 - Very Good 2 - Good 1 - Average

Tabular Analysis of Parents' Feedback on Curriculum Response

Sr. No.	Attributes	No. of Parents	Total No. Rating	Average Rating	% Ratings
1.	The Teaching-Learning Environment (अध्यापन-शिक्षण पर्यावरण)	395	1975	5.0	100 %
2.	System of Monitoring Student's Progress (विद्यार्थ्यांच्या प्रगतीचे निरीक्षण करण्याची प्रणाली)	395	1975	5.0	100 %
3.	Competence & Commitment of Faculty (प्राध्यापकांची क्षमता आणि वचनबद्धता)	395	1975	5.0	100 %
4.	Encouragement provided to students for Participation in Academic Forums (विद्यार्थ्यांना शैक्षणिक मंचांमध्ये सहभागी होण्यासाठी प्रोत्साहन दिले जाते)	395	1975	4.7	98 %
5.	Infrastructure Facilities (पायाभूत सुविधा)	395	1975	4.7	98 %
6.	Learning Resources such as Library, Internet, Computer etc. (लायब्ररी, इंटरनेट, कॉम्प्युटर इत्यादी शिकण्याची संसाधने.)	395	1975	5.0	100 %
7.	Support Services like Bank, Canteen, Student Center, Career Counseling Cell etc. (बँक, कॅन्टीन, विद्यार्थी केंद्र, करिअर समुपदेशन सेल इत्यादी सहाय्य सेवा.)	395	1975	5.0	100 %
8.	Enhancement of Student's Personality (विद्यार्थ्यांचे व्यक्तिमत्व वाढवणे)	395	1975	5.0	100 %
9.	Value Based Education (मूल्यावर आधारित शिक्षण)	395	1975	4.5	90 %
10.	Discipline Practices (शिस्तीचे आचरण)	395	1975	5.0	100 %
*	Average of All Ratings			98.6	

Graphical Analysis of Parents' Feedback Response for Curriculum Evaluation



OBSERVATION AND ACTION TAKEN FROM ABOVE ANALYSIS

Analysis Report on the Parents' Feedback on Curriculum Received

We have received feedback from 395 numbers of Parents' through offline process.

Average Rating of Parents Response found to be at 98.6 %Scale for Opinion of College' found to be at Rank A (100-80).

The following are the observations on Parents' Feedback on Curriculum

1. Conduct the placement for girls in secured Timing formats.
2. Requested to to Get Journals on time.
3. Available cold drinking water in summer.

Action taken against Feedback

1. Arranged No. of Campus drives in Collaboration with several reputed pharmacy industries.
2. Delivered journals to students on time.
3. Done with Availability of cool water.

4. EMPLOYER FEEDBACK

Category: Employer Feedback


Total number of Employer recorded feedback: 08

Total number of questions attempted: 08

Feedback Type: Offline

Screen Shot of Feedback Submission

ISO 9001:2008 Certified & NBA Accredited B.Pharm Course



Mahatma Gandhi Shikshan Mandal's
SMT. SHARADCHANDRIKA SURESH PATIL COLLEGE OF PHARMACY
 Chopda Tal. Chopda Dist. Jalgaon, Maharashtra- 425 107

EMPLOYER FEEDBACK FORM

ACADEMIC YEAR 2020-2021

EMPLOYER NAME: Mr. Manish kumar Jain

ORGANIZATION/COMPANY: Lupin Pvt. Ltd Lardia Mang. Indore.

POSITION: HR manager.

PHONE NO.: +912266402323. hr@lupin.com

MOBILE NO. -

Dear Employer,

Many graduates of our College, Smt.Sharadchandrika Suresh Patil College of Pharmacy, Chopda are already working in your organization. We are thankful to you for providing them employment with your prestigious Company/Organization. We shall very much appreciate and be grateful to you if you can spare some of your valuable time to fill up this feedback form. It will help us to improve the Institute further and give you better employees in future.

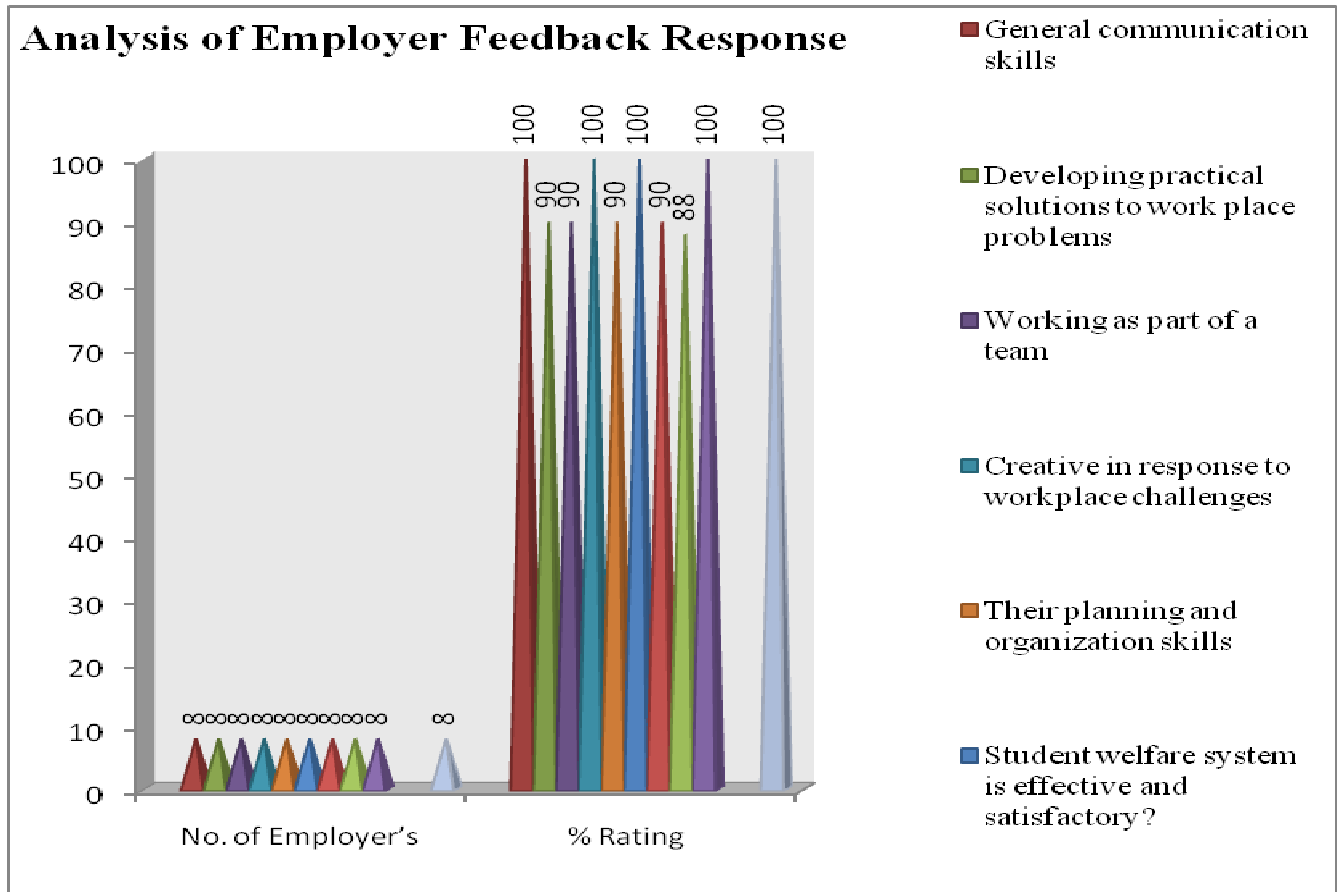
Tick the number that best describes your level of satisfaction at each question: 5 – Very Happy, 4 - Happy
 3 - Satisfied, 2- Not satisfied, 1 – Far from Satisfied.

Sr. No.	Features	5	4	3	2	1			
Q.1 How satisfied are you with the student/s work performance in each of these areas									
1	General communication skills	✓							
2	Developing practical solutions to work place problems	✓							
3	Working as part of a team	✓							
4	Creative in response to workplace challenges		✓						
5	Their planning and organization skills	✓							
6	Student welfare system is effective and satisfactory?	✓							
7	Involvement in social activities	✓							
Q.2 On a scale of 1 to 10 how do you rate your overall satisfaction with SSPCOP students and the curriculum?									
1	2	3	4	5	6	7	8	9	10
If you were dissatisfied with any aspect, please comment further:									

Tabular Analysis of Employer Feedback Response

Sr. No.	Attributes	No. of Employer's	Total no. Rating	Average Rating	% Ratings
1.	How satisfied are you with the student/s work performance in each of these areas				
A	General communication skills	8	8	5.0	100 %
B	Developing practical solutions to work place problems	8	8	4.5	90 %
C	Working as part of a team	8	8	4.5	90 %
D	Creative in response to workplace challenges	8	8	5.0	100 %
E	Their planning and organization skills	8	8	4.5	90 %
F	Student welfare system is effective and satisfactory?	8	8	5.0	100 %
G	Involvement in social activities	8	8	4.5	90 %
2.	On a scale of 1 to 05 how do you rate your overall satisfaction with SSPCOP students and the curriculum?	8	8	5.0	88 %
3.	How could our programs be improved? What specific comments do you have regarding the Curriculum? Would you like to recruit more SSPCOP student?	8	8	5.0	100 %
4.	Would you refer us to other organization(s)?	8	8	5.0	100 %
*	Average of All Ratings	94.8 %			

Graphical Analysis of Employer Feedback Response Evaluation



OBSERVATION AND ACTION TAKEN FROM ABOVE ANALYSIS

Analysis Report on the Employers' Feedback Received

We have received feedback from 08 numbers of Employers' through offline process.

Average Rating of Employers' Feedback Response found to be at 94.8% Scale for Opinion of Employers' found to be 80.37% at Rank A (100-80).

The following are the observations on Employers' Feedback

1. Need to improve Communication skill.
2. Internships/Project works have to be increased to gain actual knowledge of work place.
3. Request to provide internet facility.

Action taken against Feedback

1. Started Language lab facility for communication skill development
- 2 Arranged industrial visits and Training compulsory minimum for one month with college's official permission.
3. Provided Inter Facility.

5. STUDENTS FEEDBACK ON FACILITIES

Category: Students Feedback on Facilities

Total number of recorded feedback: 510

Total number of questions attempted: 11

Feedback Type: Offline

Screen Shot of Feedback Submission

4m sem

B) ADMINISTRATION

1 -Not Satisfactory 2- Satisfactory 3- Good 4- Very Good 5- Excellent

Sr. No.	Attributes	Give Rating (out of 5)
1	Admin	4
2	Student section	4
3	Exam section	4
4	Housekeeping	4
5	Infrastructure	4
6	General Facilities	4
Total		24

c) LIBRARY

Sr. No.	Attributes	Give Rating (out of 5)
1	Library Resources	5
2	Library Services	5
3	Library Staff	5
Total		15

D) TRAINING AND PLACEMENT

Sr. No.	Attributes	Give Rating (out of 5)
1	Faculty/ Institute Efforts towards Recruitment	5
2	Training / Internship / Guest Lectures / Industrial Visits	5
Total		10

Any other suggestions:

Tabular Analysis of Students Feedback on Facilities Response

A) ADMINISTRATION

1 -Not Satisfactory 2- Satisfactory 3- Good 4- Very Good 5- Excellent

Sr. No.	Attributes	No. of Students	Total Rating	Average Rating	% Ratings
1.	Admin	510	444	4.50	90 %
2.	Student section	510	423	4.52	90 %
3.	Exam section	510	441	4.4	88 %
4.	Housekeeping	510	439	4.75	94 %
5.	Infrastructure	510	436	4.75	94 %
6.	General Facilities	510	434	4.42	88 %
*	Average of All Ratings		4.5		90.66 %

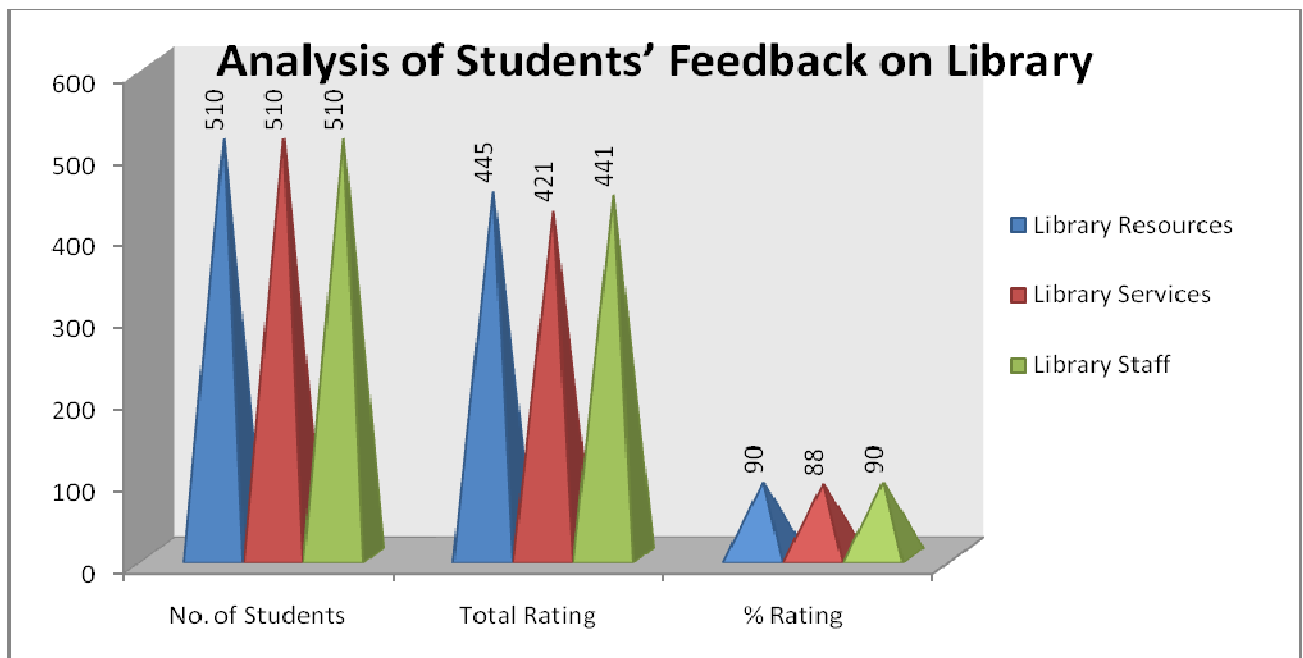
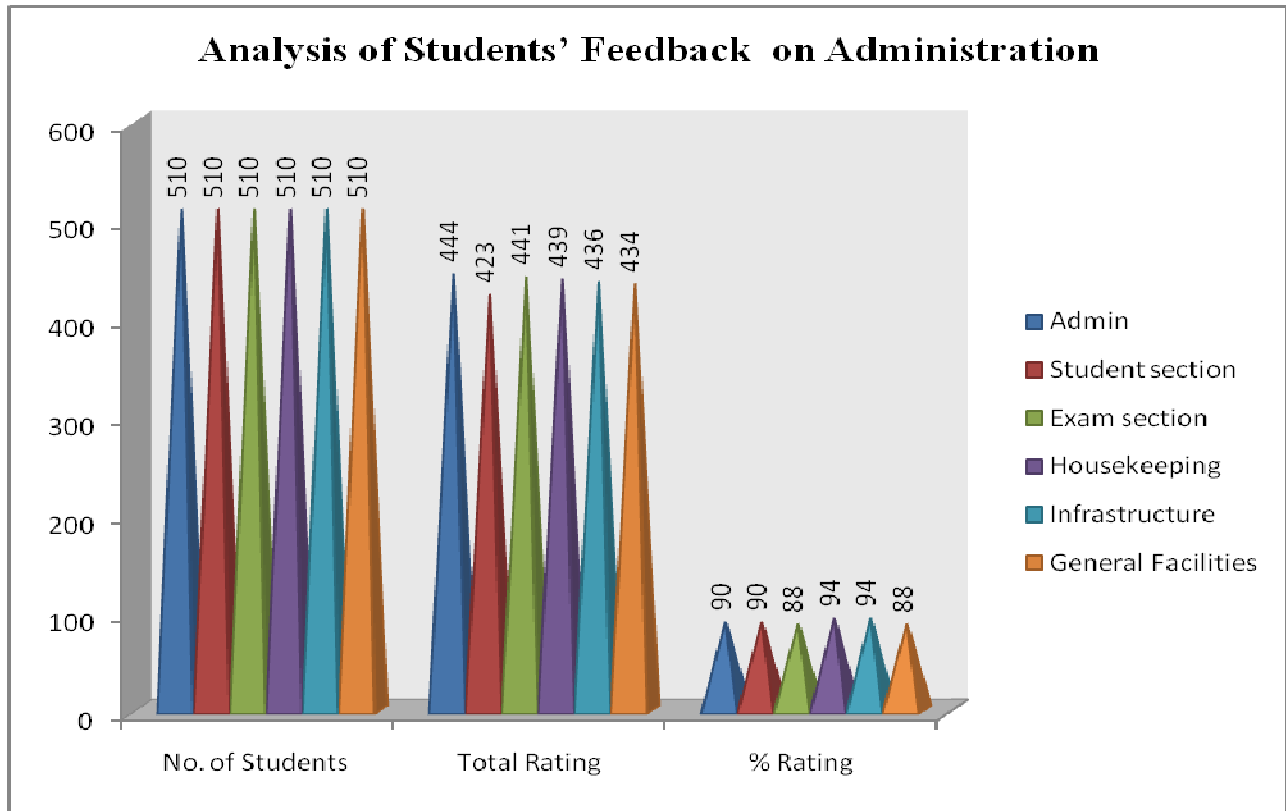
B) LIBRARY

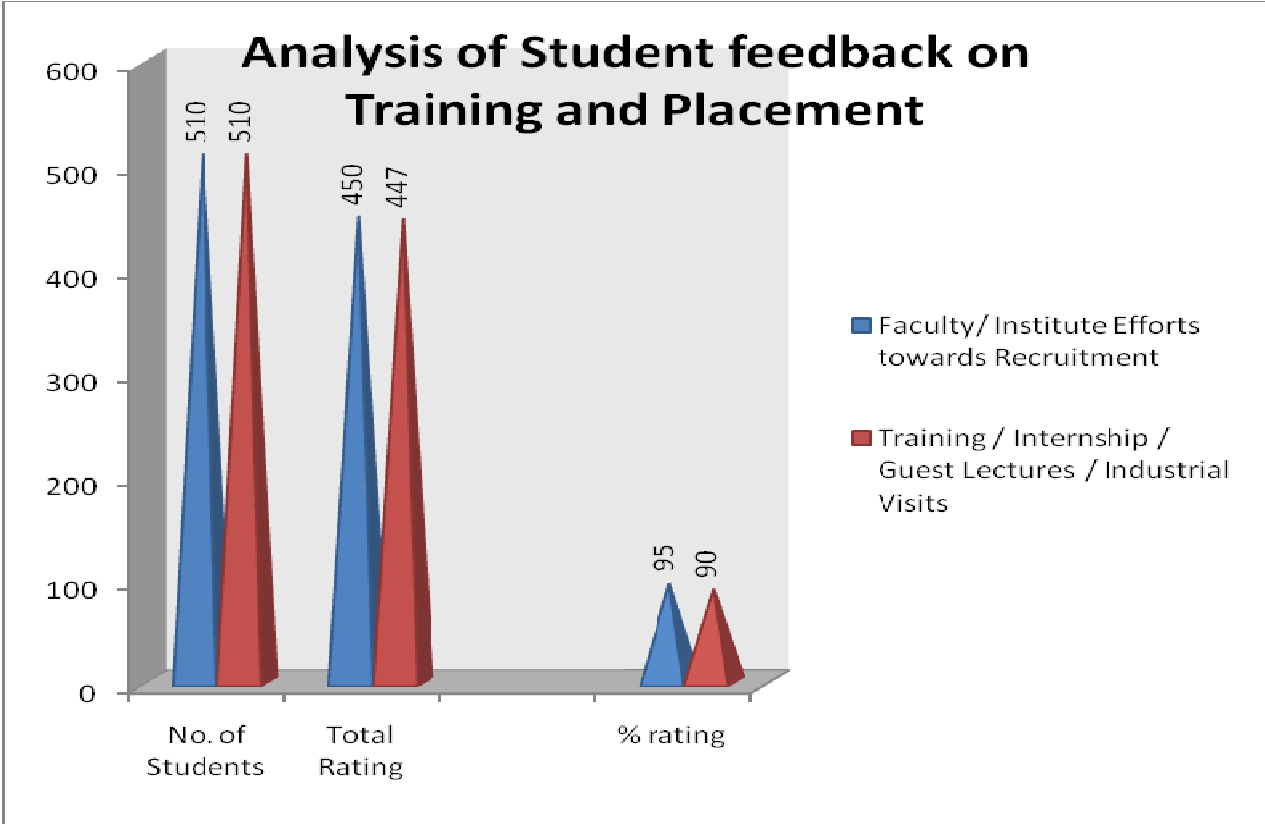
Sr. No.	Attributes	No. of Students	Total Rating	Average Rating	% Ratings
1.	Library Resources	510	445	4.55	90 %
2.	Library Services	510	421	4.45	88 %
3.	Library Staff	510	441	4.55	90 %
*	Average of All Ratings		4.5		

C) TRAINING AND PLACEMENT

Sr. No.	Attributes	No. of Students	Total Rating	Average Rating	% Ratings
1.	Faculty/ Institute Efforts towards Recruitment	510	450	4.7	95 %
2.	Training / Internship / Guest Lectures / Industrial Visits	510	447	4.5	90 %
*	Average of All Ratings		4.6	92.5 %	

Graphical Analysis of Students Feedback Response for Facilities Evaluation





OBSERVATION AND ACTION TAKEN FROM ABOVE ANALYSIS

Analysis Report on the Students' Feedback on Facilities Received

We have received feedback from 510 numbers of Students' through offline process.

Average Rating of students' Feedback for Facilities on Opinion of Students' found to be at 92.50 % Rank A(100-80).

The following are the observations on Students' Feedback on Facilities

1. Required fans in classrooms.
2. Provide Guidance Facility for further career Choices.
3. Arrange Sports and cultural events in college premises.

Action taken against Feedback

1. Fixed new fans.
2. Provided guidance facility for future of students.
3. Well maintained cultural as well as sports events Arranged like fresher's Party, Annual gathering, Farewell, kabaddi, volleyball matches in college premises.

6. GRADUATE EXIT SURVEY

Category: Graduate Exit Survey


Total number of Employer recorded feedback: 99

Total number of questions attempted: 10

Feedback Type: Offline

Screen Shot of Feedback Submission

ISO 9001:2008 Certified & NBA Accredited B.Pharm Course


Mahatma Gandhi Shikshan Mandal's
SMT. SHARADCHANDRIKA SURESH PATIL COLLEGE OF PHARMACY
Chopda Tal. Chopda Dist. Jalgaon, Maharashtra- 425 107

STUDENT'S EXIT SURVEY
(Session : 2020-21)

Student's Name	Ratil Niupam Jitendra					
Roll No.	1					
Address	1308, Mumdada Nagar, Amalner.					
Contact No.	985066227					
E-mail ID	76989693988@gmail.com					
Sr.No	Questionnaire	5	4	3	2	1
1	How much you satisfied with the facilities provided by the Institute?		✓			
2	How much technical know-how (both in Theory and practical) you gained at this Institute?	✓				
3	Academic activities taken by the institute to improve your technical knowledge useful in overall growth?	✓				
4	How much your grievances (if any) handled promptly and properly by the Institute authorities?	✓				
5	Level of workshops/conferences/seminar/Industrial Visits/Quality Improvement Programs organized by the department?		✓			
6	Carrier Guidance provided by the Institute?		✓			
7	Personality Development Opportunities?		✓			
8	Campus Recruitment held at Institute?		✓			
9	Students Club Activities held at Institute?	✓				

ny other suggestions: _____

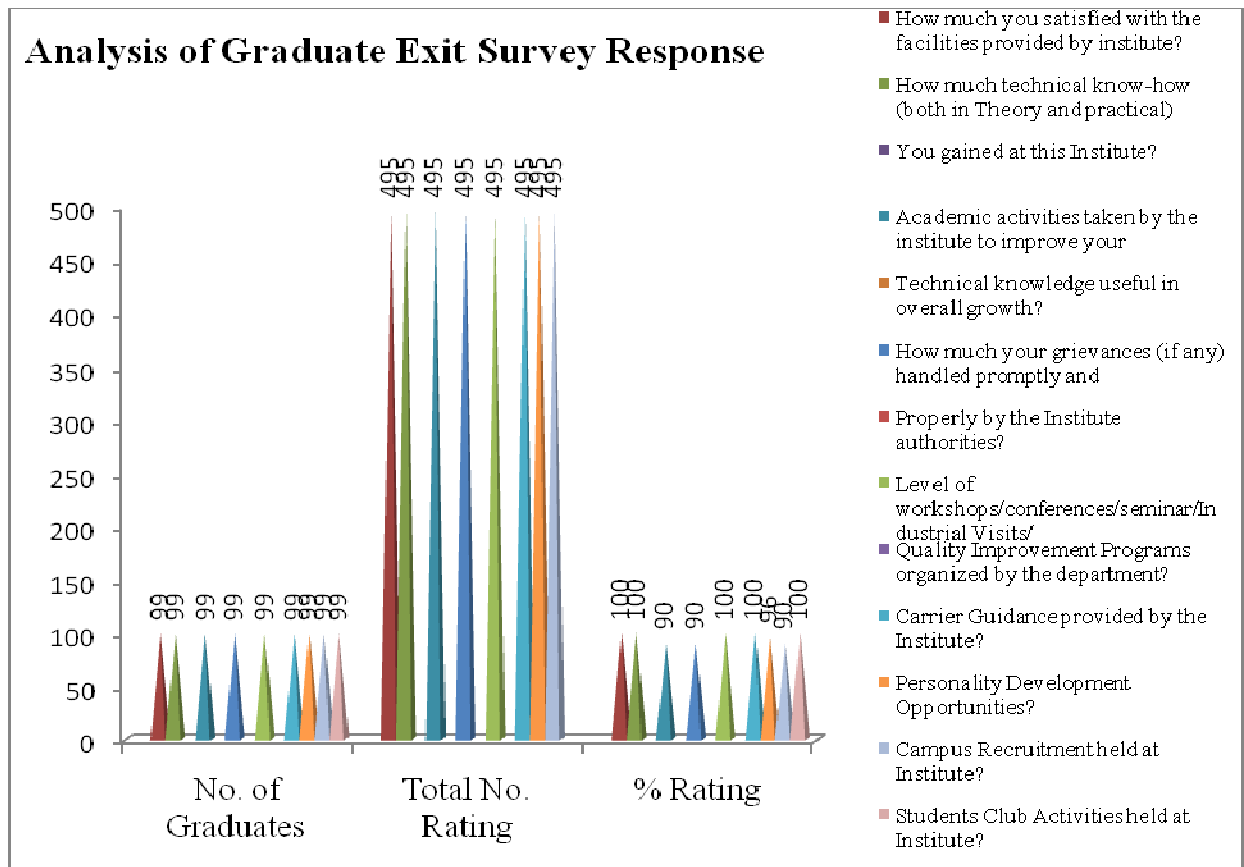
ote:

5 - Outstanding 4 - Excellent 3 - Very Good 2 - Good 1 - Average

Tabular Analysis of Graduate Exit Survey Response

Sr. No.	Attributes	No. of Graduates	Total No. Rating	Average Rating	% Ratings
1	How much you satisfied with the facilities provided by institute?	99	495	5.0	100 %
2	How much technical know-how (both in Theory and practical) You gained at this Institute?	99	495	5.0	100 %
3	Academic activities taken by the institute to improve your Technical knowledge useful in overall growth?	99	495	4.5	90 %
4	How much your grievances (if any) handled promptly and Properly by the Institute authorities?	99	495	4.5	90 %
5	Level of workshops/conferences/seminar/Industrial Visits/ Quality Improvement Programs organized by the department?	99	495	5.0	100 %
6	Carrier Guidance provided by the Institute?	99	495	5.0	100 %
7	Personality Development Opportunities?	99	495	4.7	96 %
8	Campus Recruitment held at Institute?	99	495	4.5	90 %
9	Students Club Activities held at Institute?	99	495	5.0	100 %
10	Any suggestion	Recorded			
*	Average of All Ratings	97.00%			

Graphical Analysis of Graduate Exit Survey Response Evaluation



OBSERVATION AND ACTION TAKEN FROM ABOVE ANALYSIS

Analysis Report on the Graduate Exit Survey

We have received feedback from 99 numbers of Students' through offline process.

Average Rating of students' Feedback for Graduates Exit Survey found to be at 97.00 %Scale for Opinion of students' found to be at Rank A (100-80).

The following are the observations on Graduate Exit Surveys' Feedback

1. Request to extend library time.
2. Make availability of large no. of National and International Journals.
3. Request to adapt digitalization in library and classrooms

Action taken against Feedback

1. Extended library time excepting exam schedule.
2. Available large no. of National and International Journals.
3. Made digital library.

7. ALUMNI FEEDBACK


Category: Alumni Feedback

Total number of Alumni recorded feedback: 99

Total number of questions attempted: 07

Feedback Type: Offline

Screen Shot of Feedback Submission


Mahatma Gandhi Shikshan Mandal's
SMT. SHARADCHANDRIKA SURESH PATIL COLLEGE OF PHARMACY
Chopda Tal. Chopda Dist. Jalgaon, Maharashtra- 425 107


Alumni Feedback Form

We would like to place on record that your co-operation and support has contributed in no small measure for this achievement.

We shall very much appreciate and be thankful if you can spare some of your valuable time to fill up this feedback form and give your valuable suggestions for further improvement of the institute.

Name of Alumni: MAHAJAN KAVERI ANIL
Course underwent: B-Pharmacy
Year of Passing: 2020-21
Email id : mahajankave81@gmail.com
Contact number: 8698866421, 9422578417
Higher Education: B-pharm
Current employment and duration:
Previous employment with duration:
May we request your views on the following?
Please tick

Attributes	Excellent	Very Good	Good	Average	Poor
Environment	✓				
Infrastructure	✓				
Faculty	✓				
Quality of support material	✓				
Training and Placement	✓				
Library	✓				
Overall Experience as a student	✓				

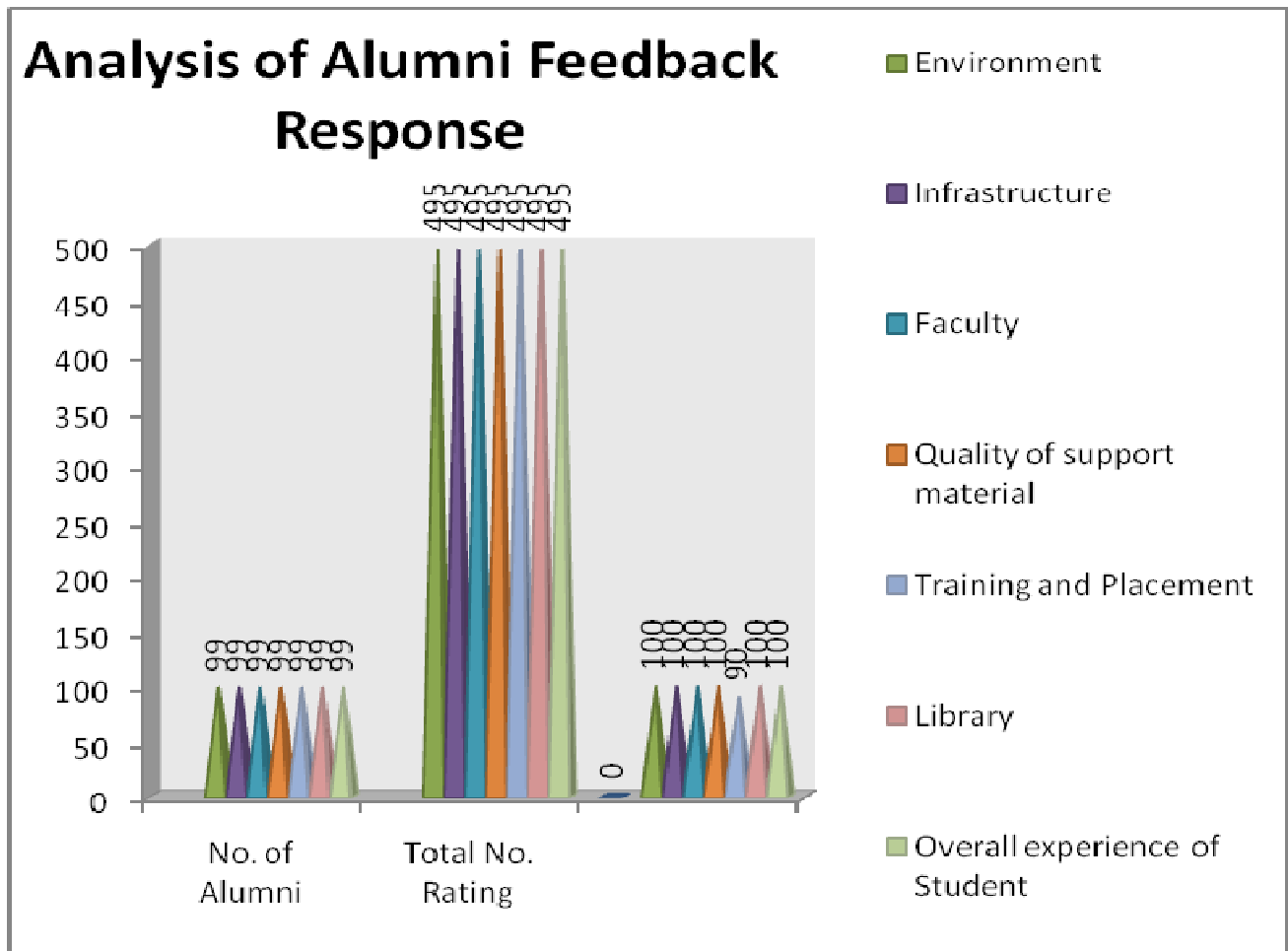

Signature

Alumni Asso./Dr.BSS

Tabular Analysis of Alumni Feedback Response

Sr. No.	Attributes	No. of Alumni	Total No. Rating	Average Rating	% Ratings
1.	Environment	99	495	5.0	100 %
2.	Infrastructure	99	495	5.0	100 %
3.	Faculty	99	495	5.0	100 %
4.	Quality of support material	99	495	5.0	100 %
5.	Training and Placement	99	495	4.5	90 %
6.	Library	99	495	5.0	100 %
7.	Overall experience of Student	99	495	5.0	100 %
8.	Any suggestion	Recorded			
*	Average of All Ratings	98.57 %			

Graphical Analysis of Alumni Feedback Response Evaluation



OBSERVATION AND ACTION TAKEN FROM ABOVE ANALYSIS

Analysis Report on the Alumni Feedback

We have received feedback from 99 numbers of Students'' through offline process.

Average Rating of Alumni feedback Response found to be at 98.57 % Scale for Opinion of Alumni's found to be at Rank A (100-80).

The following are the observations on Alumni Feedback

1. Please improve Online teaching with clear audio.
2. Wi-Fi Facility
3. Book Bank Facility

Action taken against Feedback

1. Improved quality of Uniform instructed to vendOnline teaching by using proper hardware's of teaching.
2. Made free Wi-Fi Campus with 128 KBPS
3. Done with Book bank Facility.

8. STAKEHOLDERS FEEDBACK

Category: Stakeholders Feedback


Total number of Employer recorded feedback: 8

Total number of questions attempted: 10

Feedback Type: Offline

Screen Shot of Feedback Submission

ISO 9001:2008 Certified & NBA Accredited B.Pharm Course


Mahatma Gandhi Shikshan Mandal's
SMT. SHARADCHANDRIKA SURESH PATIL COLLEGE OF PHARMACY
Chopda Tal. Chopda Dist. Jalgaon, Maharashtra- 425 107

STAKEHOLDER FEEDBACK FORM

ACADEMIC YEAR 2021-2022

STAKEHOLDER NAME: Mr. Mahesh Desale

ORGANIZATION: _____

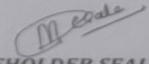
PHONE NO.: _____

MOBILE NO.: _____

NOTE: Smt. Sharadchandrika Suresh Patil College of Pharmacy, Chopda strives to provide education as per the changing needs of society and Students. Parents are important stakeholders of education, therefore their satisfaction is important to us. Parents are requested to give their feedback on the following features/facilities college is providing to their ward. Please rate each feature and assign numbers according to the following response scheme.

Sr. No.	Features	5	4	3	2	1
1	This organization has a clear mission, vision, and goals.		✓			
2	Are you interested to explore more about the work of this organization?	✓				
3	Do you understand your role in this organization?		✓			
4	Do you think that this organization helps the employee to perform well?			✓		
5	Do you think this organization is credible and accountable?	✓				
6	Do you get any advantages or benefits in working with this organization?			✓		
7	Student welfare system is effective and satisfactory?		✓			
8	Is various training programmes, cocurricular and extracurricular activities are sufficient?	✓				
9	Is institute incorporates moral and professional ethics?		✓			

Any other suggestions: _____

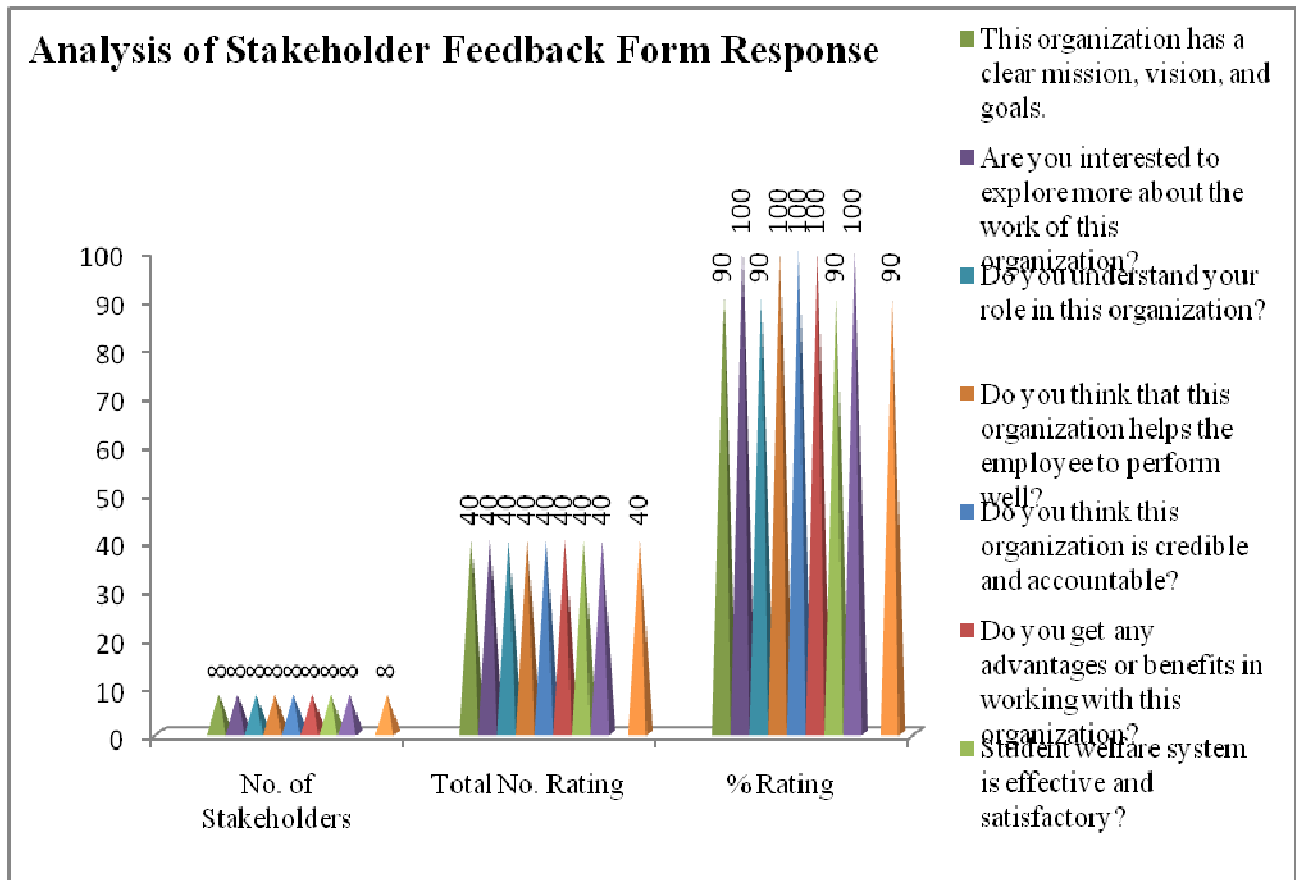

STAKEHOLDER SEAL AND SIGNATURE

Note:
5 - Outstanding 4 - Excellent 3 - Very Good 2 - Good 1 - Average

Tabular Analysis of Stakeholder Feedback Form Response

Sr. No.	Attributes	No. of Stakeholders	Total No. Rating	Average Rating	% Ratings
1.	This organization has a clear mission, vision, and goals.	8	40	4.5	90 %
2.	Are you interested to explore more about the work of this organization?	8	40	5.0	100 %
3.	Do you understand your role in this organization?	8	40	4.5	90 %
4.	Do you think that this organization helps the employee to perform well?	8	40	5.0	100 %
5.	Do you think this organization is credible and accountable?	8	40	5.0	100 %
6.	Do you get any advantages or benefits in working with this organization?	8	40	5.0	100 %
7.	Student welfare system is effective and satisfactory?	8	40	4.5	90 %
8.	Is various training programs, co-curricular and extracurricular activities are sufficient	8	40	5.0	100 %
9.	Is institute incorporates moral and professional ethics?	8	40	4.5	90 %
10.	Any suggestion	Recorded			
*	Average of All Ratings	95.55 %			

Graphical Analysis of Stakeholder Feedback Response Evaluation



OBSERVATION AND ACTION TAKEN FROM ABOVE ANALYSIS

Analysis Report on the Stakeholders Feedback Form Response

We have received feedback from 8 numbers through offline process.

Average Rating of Stakeholders feedback form Response found to be at 95.55 % Scale for Opinion of Stakeholders' found to be at Rank A (100-80).

The following are the observations on Stakeholders Feedback


1. To provide little more attention to enhance practical knowledge of students.
2. To take disciplinary action about attendance of students.
3. Students are facing so much challenges during online lecture so have some attention on same.

Action taken against Feedback

1. More potentially focused on students to enhance practical knowledge.
2. Designed attendance reporting to parents as a disciplinary action about attendance of students.
3. Due to Pandemic can't work on this, till we get new teaching guideline.



Dr. S. S. Mahajan
(Coordinator, IQAC)



Dr. J. C. Hundiwale
(Academic In charge)



Dr. G. P. Vadnere
(Principal)



PRINCIPAL
Mahatma Gandhi Shikshan Mandal's
Smt. Sharadchandrika Suresh Patil
College of Pharmacy,
Chopda Dist. Jalgaon (M.S.)